

AT HOME LEARNING

Week 7 GRAPH THE WEATHER! COLOR & READ YOUR ABC BOOK!

Monday - Weather

Reading

Read a book about weather. Pretend to read the book upside down and backwards. Have them show you how to do it.

Letters & Sounds

"Cloud writing". Place shaving cream in a tray or baking pan. Write letters with their finger.

Math

Number Dot It! Use clouds to cover the board (aka cotton balls).

Fine Motor

Draw or fingerprint a rainbow.

Art or Sensory

Make a rain stick. Use a cardboard tube. Tape one end and place rice and sticks inside. Tape the other end and decorate with markers.

Science

Go or look outside to see what the weather is and graph it on your weather graph. Remember to do this everyday.

TUESDAY - The Beach

Reading

Read a book about the beach or beach animals. Who are the characters in the book?

Letters & Sounds

Pretend you are at the beach and lay on a beach towel. Play the Clap and Build Syllables game.

Math

Find 5 ocean animal figures. Measure each animal with crayons. Line the crayons up to make a ruler. Count how many long each animal is.

Fine Motor

Draw beach waves on a piece of paper. Trace the lines with various shades of blue marker and crayon.

Art or Sensory

Make a beach sensory tub. Place sand or Kinetic sand in a plastic tub. Wet the sand and make sandcastles. Add seashells.

Science

Make a sensory bottle. See recipe page for directions.

Wednesday - Camping

Reading

Read a book about camping or nature. Predict what is this book going to be about?

Letters & Sounds

Play letter or sound Dot It. Use mini marshmallows to cover the spots.

Math

Go on a rock hunt. Sort the rocks by size using the sorting board. Which has the most/least?

Fine Motor

Make a trail mix necklace. Lace circle cereal and mini pretzels on a string or pipe cleaner. Eat it when you are finished!

Art or Sensory

Campfire art! Cut small strips of brown paper. Draw the fire or finger paint it with red, yellow, and orange.

STEM

Put up a tent or fort outside. Camp, sing songs, and have a picnic.

PLAY IS THE HIGHEST FORM OF RESEARCH. – ALBERT EINSTEIN

AT HOME LEARNING

WEEK 7 GRAPH THE WEATHER! COLOR & READ YOUR ABC BOOK!

THURSDAY - PLANTS

Reading

Read a book about plants. Is it a fiction or non-fiction book? How do you know?

Letters & Sounds

Make a list of the parts of a plant (stem, leaf, flower). What is the first sound in each word?

Math

Collect leaves, petals, and stems/sticks. Sort the leaves various ways. Make shapes with the objects.

Fine Motor

Collect leaves and petals. Use a hole punch to make holes in each one. Lace a piece of string through the holes.

Art or Sensory

Paint with flowers. Put the flowers in paint and stamp them onto the paper.

Science

Dissect a plant. Pull a weed. Point out the parts of a plant and what each part does.

FRIDAY - LETTERS

Reading

Read an ABC book. Say the sound of each letter as you read.

Letters & Sounds

Sort the letters using the sorting boards. Cut out the small letters. Sort the letters and glue them to the boards.

Math

Make a list of everyone in your family. Count the number of letters in each person's name. Who has the most/least letters in their name?

Fine Motor

Make a writing tray with a cake pan. Put sprinkles or salt in the bottom. Using your finger, write letters in the tray.

Art or Sensory

Letter collage! Use the tiny letters or cut letters from magazines/ads and create a letter collage.

Gross Motor

Make an obstacle course. Place letter cards along the way. Say the letters and sounds as you go through the course.

APPS & WEBSITES TO TRY

Raz-Kids

Mini readers at various levels and offers Spanish and French too.

(Free for 30 days)

<https://www.raz-kids.com/>

Brain Pop Jr.

Educational website with videos and activities about science, social studies, literacy, arts, and music.

(Free for 30 days)

<https://jr.brainpop.com/>

Starfall

Learn about letters and sounds.



YOUTUBE CHANNELS TO GET KIDS MOVING

[The Laurie Berkner Band](#) YouTube

Songs that teach and get kids moving!

[Kid Boomers Kid Music](#) Channel - YouTube

Songs that teach and get kids moving!

[Jack Hartman](#) YouTube

Fun songs that teach.

AT HOME LEARNING

WEEK 8 GRAPH THE WEATHER! COLOR & READ YOUR ABC BOOK!

Monday - Pirates

Reading

Read a book about pirates. Retell the events of the story. What happened first, middle, last?

Letters & Sounds

Pirate begins with the letter P. Say the "P" sound and make a list of words that begin with P.

Math

Sort pirate treasure (aka real coins) by size on the sorting board. Which has the most/least?

Fine Motor

Make letters or shapes with pirate treasure (aka pennies).

Art or Sensory

Draw a pirate map. Use the back of a brown paper bag instead of paper.

STEM

Build a pirate boat that can hold 10 pennies. Use foil and/or cardboard tubes. Test the boat in water.

Tuesday - The Savannah

Reading

Read a book with a savannah animals as the characters. What is the setting?

Letters & Sounds

Make a list of savannah animals. Clap the number of syllables in each word.

Math

Go on a number safari! Hide the number cards and find them. At the end, match the cards.

Fine Motor

Make a lion mask with a paper plate. Cut yellow and orange paper strips to go around it.

Art or Sensory

Draw your favorite savannah animal using crayons, markers, or paint.

Science

Build a savannah habitat using blocks and animal figures. Use popsicle sticks or yarn for grass.

Wednesday - Numbers

Reading

Read a counting book. After you read the book, count out loud as high as you can.

Letters & Sounds

Write or line up letter cards to make the alphabet. Count how many letters are in the alphabet.

Math

Make number towers on the number cards. Identify the number, count out the blocks, and build a tower on the card.

Fine Motor

Make bead number towers with play dough. Put play dough on the table and small stick pipe cleaners in it. Pick a number card, count out the beads, and place them on the pipe cleaner.

Art or Sensory

Number collage! Cut numbers from junk mail/store ads and create a number collage.

Gross Motor

Tape numbers to the floor randomly. Then identify the number and do that many movements (hops, twists, kicks, etc.).

PLAY IS THE HIGHEST FORM OF RESEARCH. — ALBERT EINSTEIN

AT HOME LEARNING

WEEK 8 GRAPH THE WEATHER! COLOR & READ YOUR ABC BOOK!

THURSDAY - MUSIC

Reading

Read a song book! Sing the song as you read. Did any of the text repeat on each page?

Letters & Sounds

Play letter musical chairs around the table. Play the music and dance around the table. When the music stops, call out a letter and write it on piece of paper.

Math

Make movement patterns. Make up AB, ABC, AAB, or AABB patterns by clapping, stomping, and jumping. (ex: clap, stop, clap stomp).

Fine Motor

Make egg shakers. Place dry beans or corn kernels inside the egg. Wrap washie or masking tape around it. Decorate it with Sharpie markers.

Art or Sensory

Make a guitar. Take an empty tissue box and place rubber bands around it. Decorate it with markers and stickers.

Gross Motor

Play various music and dance. Grab some scarves and music instruments. Have a music party.

FRIDAY - NURSERY RHYMES

Reading

Read a book or listen to nursery rhymes. Make up actions and sing the nursey rhymes together.

Letters & Sounds

Hey Diddle Diddle
Say words that rhyme with moon.

Math

Hockey Dictory Dock
Make a clock with a paper plate. Write the numbers from 1-12 around the edge.

Fine Motor

Itsy Bitsy Spider
Wrap yarn around a small basket and put plastic spiders or pom poms in the basket. Use tweezers to get the spiders out.

Art or Sensory

Baa Baa Black Sheep
Make a sheep sensory bin. Place cotton balls, sheep/farm animals, and small containers.

STEM

Humpty Dumpty
Build a wall for Humpy Dumpty to sit on. Use a plastic egg to test the wall.

APPS & WEBSITES TO TRY

Raz-Kids

Mini readers at various levels and offers Spanish and French too.
(Free for 30 days)
<https://www.raz-kids.com/>

Brain Pop Jr.

Educational website with videos and activities about science, social studies, literacy, arts, and music.
(Free for 30 days)
<https://jr.brainpop.com/>

Starfall

Learn about letters and sounds.



YOUTUBE CHANNELS TO GET KIDS MOVING

[The Laurie Berkner Band](#) [YouTube](#)

Songs that teach and get kids moving!

[Kid Boomers Kid Music](#) [Channel - YouTube](#)

Songs that teach and get kids moving!

[Jack Hartman](#) [YouTube](#)

Fun songs that teach.

SCIENCE SENSORY PLAY

SENSORY BOTTLES

Pick a sensory bottle or create your own! Sensory bottles can be very calming for children. Shake and watch it change and move!

What you Need:

- Clean, empty bottle (any water bottle, soda bottle, or sport drink bottle will work)
- Hot glue and tape for the top (any tape will work)
- Each bottle has different things inside. Look next to the bottle to see what you need to create it.

Volcano Sensory Bottle - vegetable oil, red food coloring, water

- Fill the bottle halfway with water and add red food coloring
- Fill to the top with vegetable oil
- Glue and tape the lid closed

Ocean Sensory Bottle - baby oil, blue food coloring, water

- Fill the bottle halfway with water and add blue food coloring
- Fill to the top with baby oil
- Glue and tape the lid closed

Bubbles Sensory Bottle - dish soap, food coloring, water

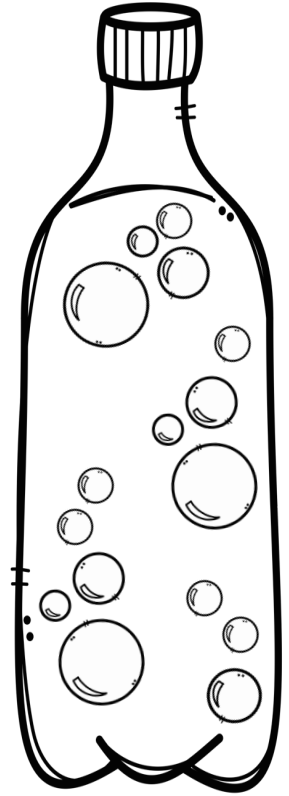
- Fill the bottle $\frac{3}{4}$ full with water
- Add 2tbl dish soap and food coloring to match the dish soap
- Glue and tape the lid closed

Traditional Sensory Bottle - clear glue, food coloring, water, glitter

- Fill the bottle halfway with water
- Add 1 cup clear glue
- Add food coloring and glitter
- Fill to the top with water
- Glue and tape the lid closed

Tiny Treasures Sensory Bottle - dry beans or rice, tiny toys (Lego people, gems, mini erasers, pom poms, or mini figures)

- Fill $\frac{1}{3}$ with dry beans or rice
- Add tiny treasures
- Fill $\frac{1}{3}$ with more dry beans or rice
- Add more tiny treasures
- Glue and tape the lid closed




For even more sensory bottle ideas, check out
<https://pocketofpreschool.com/?s=sensorybottles>

My Alphabet Book

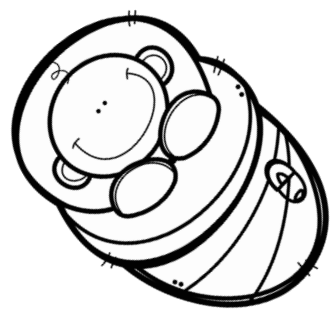
Name: _____

Aa



A is for ant.

Bb



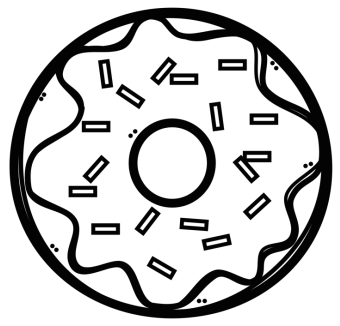
B is for baby.

Cc



C is for cake.

Dd




D is for donut.

Ee



E is for elf.

Ff




F is for fan.

Gg




G is for game.

H H




H is for hand.

I i




I is for insect.

J j




J is for jet.

K k




K is for kite.

L l




L is for lion.

M m



M is for map.

N n



N is for net.

O o



O is for owl.

P p



P is for pig.

Q q




Q is for queen.

R r



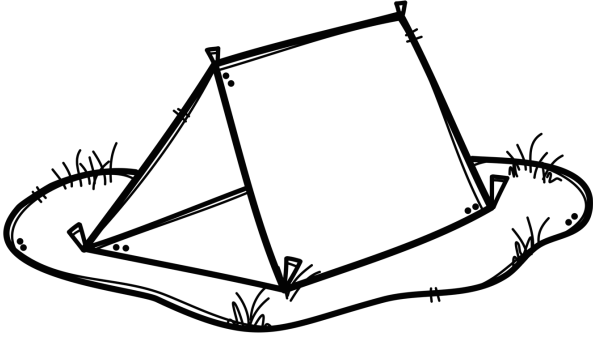
R is for rain.

S s




S is for saw.

T t




T is for tent.

U u




U is for under.

V v

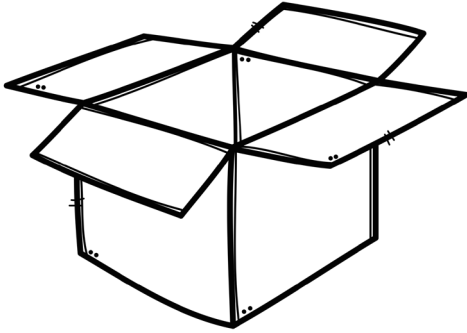
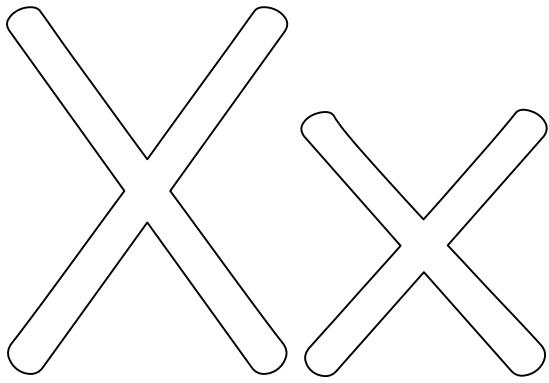


V is for vacuum.

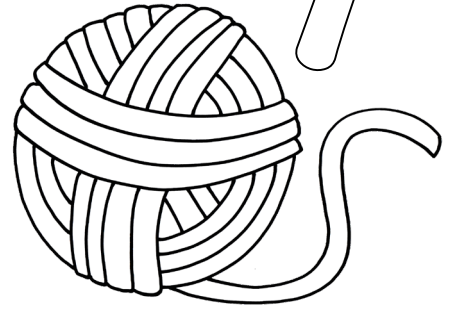
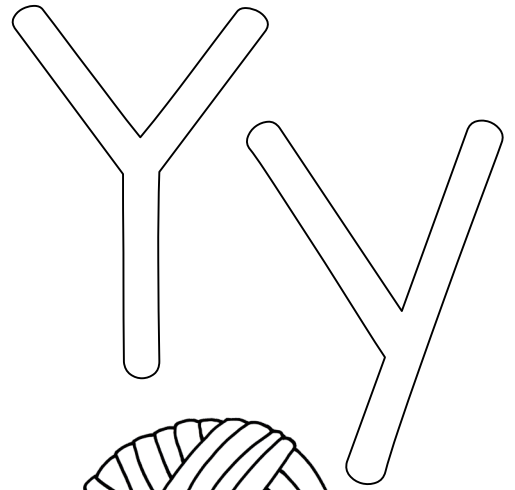
W w



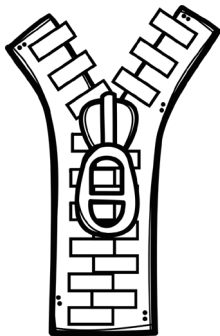
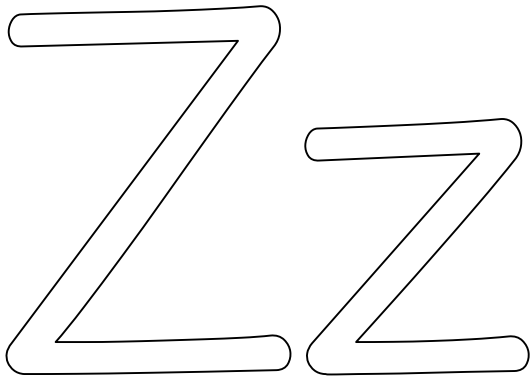
W is for worm.



X is for box.




Y is for yarn.




Z is for zip.


bus




monkey




elephant




sailboat




banana




rhinoceros




motorcycle




snake




turtle




submarine




strawberry




bike



alligator




pretzel



Clap & Build the Syllables

Point to an object, clap the number of syllables, and build a tower using blocks or Legos for each syllable.



Letter Sort

**UPPERCASE
LETTERS**

**lowercase
letters**

Letter Sort



in my name




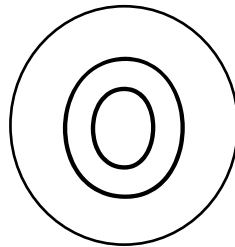





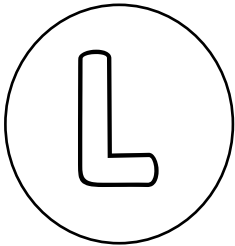









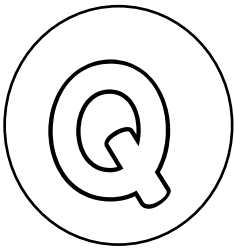






~~NOT~~ in my name

A	B	C	D	E	F	G	H
I	J	K	L	M	N	O	P
Q	R	S	T	U	V	W	X
Y	Z	a	b	c	d	e	f
g	h	i	j	k	l	m	n
o	p	q	r	s	t	u	v
w	x	y	z	Cut apart to create collage letters!			

A	B	C	D	E	F	G	H
I	J	K	L	M	N	O	P
Q	R	S	T	U	V	W	X
Y	Z	a	b	c	d	e	f
g	h	i	j	k	l	m	n
o	p	q	r	s	t	u	v
w	x	y	z	Cut apart to create collage letters!			

Letter Dot It

Point to a letter, say the letter name and sound. Dot with a dot marker, cover with a sticker, trace the letter, or color the letter dot.



Letter Dot It

Point to a letter, say the letter name and sound. Dot with a dot marker, cover with a sticker, trace the letter, or color the letter dot.

A grid of 40 circles, each containing a lowercase letter. The letters are arranged in five rows of eight:

- Row 1: s, a, z, j
- Row 2: h, n, m, u
- Row 3: b, q, t, f
- Row 4: y, v, r, x
- Row 5: e, k, g, w

Below the grid are three more circles containing the letters l, c, d, p, i, o.

There are 10 stars scattered around the letters: one to the left of 's', one to the right of 'j', one to the right of 'q', one to the right of 'x', one to the left of 'e', one to the right of 'k', one to the right of 'p', and three to the right of 'i'.



Letter Dot It

Point to a letter, say the letter name and sound. Dot with a dot marker, cover with a sticker, trace the letter, or color the letter dot.

★ Ss Aa Zz Jj

Hh Nn Mm Uu

Bb Qq ★ Tt Ff

Yy Vv Rr Xx ★

★ Ee Kk ★ Gg Ww

Ll Cc Dd

Pp ★ Ii Oo



Sound Dot It

Point to an object, say the beginning sound. Write the letter in the dot.



What's the Weather?

Everyday graph what the weather is!


CLOUDY



**PARTLY
CLOUDY**



SUNNY



RAINY



STORMY



SNOWY



WINDY



Size Sort




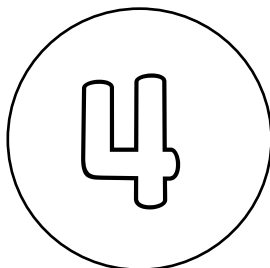




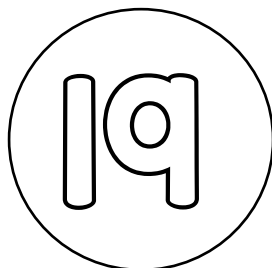
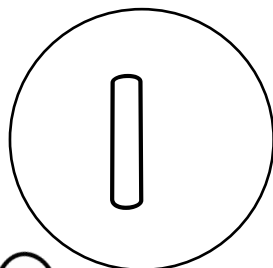

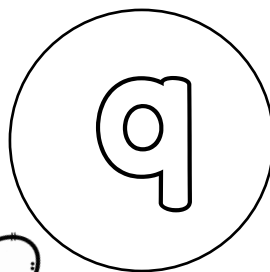



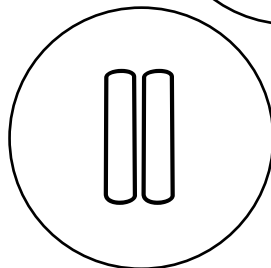



small

medium

large

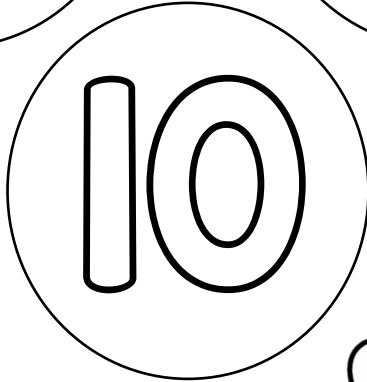








Number Dot It

Point and say the number. Dot the number with a dot marker, trace the number, or color the number dot.



Number Dot It

Point and say the number. Dot the number with a dot marker, trace the number, or color the number dot.



1

2

3

4

5

6

7


8

9

10

Number Card Games:

- Hi/Low (aka War)
- Memory
- Hide around the house
- Matching
- Build a block tower on top of the number



Number Card Games:

- **Hi/Low (aka War)**
- **Memory**
- **Hide around the house**
- **Matching**
- **Build a block tower on top of the number**